




ENERG



WHIRLPOOL

WSFE 2B19 (2)



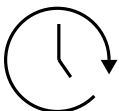
84 kWh /  100



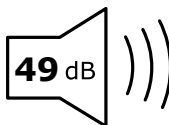
10 x



11,5 L



4:00



49 dB

ABC**D**