




ENERG



INDESIT

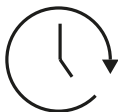
BWE 101484X WS IT



68 kWh /  100



10,0 kg



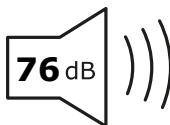
3:55



52 L



A**B**CDEFG



A**B**CD