




# ENERG




INDESIT

BWEBE 91496X WK N



**A**

**49 kWh** /  100



**9,0 kg**



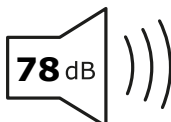
**3:45**



**50 L**



AB**C**DEFG



AB**C**D