



# ENERG

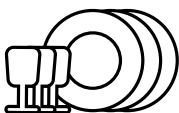


WHIRLPOOL


WSIC 3M27 C UK



**76** kWh / 100



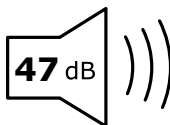
**10** x



**9,0** L



**4:00**



AB**C**D