




ENERG



BAUKNECHT

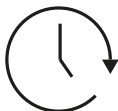
B8 W046WB BE



51 kWh /  100



10,0 kg



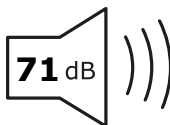
3:59



45 L



A **B** C D E F G



A B C D