




ENERG



INDESIT

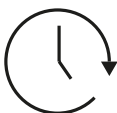
EWD 61051 W SPT N



82 kWh /  100



6,0 kg



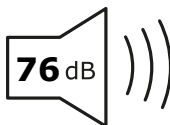
3:10



43 L



AB**C**DEFG



76 dB
A**B**CD