




ENERG



BAUKNECHT

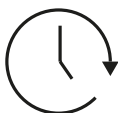
WTCH 6ZB CH N



48 kWh /  100



6,0 kg



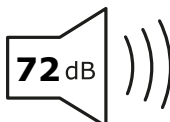
3:15



43 L



A **B** C D E F G



A **B** C D