




# ENERG



WHIRLPOOL

WRFC 3C26 (2)



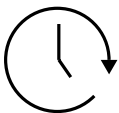
**95** kWh / 



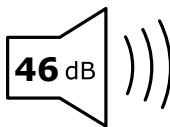
**14** x



**9,5** L



**3:10**



**46** dB

ABC**D**