




ENERG



INDESIT

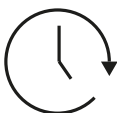
EWSE 61251 W DE N



78 kWh /  100



6,0 kg



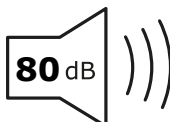
3:10



42 L



A **B** C D E F G



A B **C** D