



ENERG

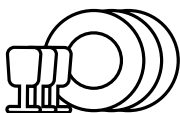


WHIRLPOOL


WKIC 3C26 (2)



95 kWh / 100



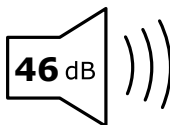
14 x



9,5 L



3:10



46 dB

ABC**D**