




ENERG



INDESIT

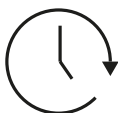
MTWE 81484 WK EE



62 kWh /  100



8,0 kg



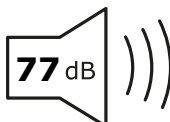
3:30



47 L



A **B** C D E F G



A B **C** D