



Health & Safety and **Installation** guide

IMPORTANT TO BE READ AND OBSERVED

Before using the appliance carefully read these safety instructions. Keep them close at hand for future reference. These instructions and the appliance itself provide important safety warnings, to be observed at all times. The manufacturer declines any liability for failure to observe these safety instructions, for inappropriate use of the appliance or incorrect setting of controls.

SAFETY WARNINGS

WARNING: The appliance and its accessible parts become hot during use, children less than 8 years of age shall be kept away unless continuously supervised. Children from 8 years old and above and persons with reduced physical, sensory or mental capabilities or lack of experience and knowledge can use this appliance only if they are supervised or have been given instructions on safe use and understand the hazards involved. Children must not play with the appliance. Cleaning and user maintenance must not be carried out by children without supervision.

WARNING: Avoid touching heating elements or interior surface - risk of burns.

WARNING : If the door or door seals are damaged, the oven must not be operated until it has been repaired by a competent person.

WARNING : Liquids and other foods must not be heated in sealed containers since they are liable to explode.

The microwave oven is intended for heating food and beverages. Drying of food or cloathing and heating of warming pads, slippers, sponges, damp cloth and similar may lead to risk of injury, ignition or fire.

When heating food in plastic or

paper containers, keep an eye on the oven due to the possibility of ignition.

Microwave heating of beverages can result in delayed eruptive boiling, therefore care must be taken when handling the container.

The contents of feeding bottels and baby food jars shall be stirred or shaken and the temperature checked before consumption, in order to avoid burns.

Eggs in their shell and shole hard-boiled eggs should not be heated in microwave ovens since they may explode even after microwave heating has ended. Keep clothes or other flammable materials away from the appliance, until all the components have cooled down completely.

Overheated oils and fats catch fire easily. Always be vigilant when cooking foods rich in fat, oil or when adding alcohol (e.g. rum, cognac, wine) - risk of fire. Do not use your microwave oven for deep-frying, because the oil temperature cannot be controlled.

If the appliance is suitable for probe usage, only use a temperature probe recommended for this oven (if present).

Use oven gloves to remove pans and accessories, taking care not to touch the heating elements. At the end of cooking, exercise caution when opening the door, by letting the hot air or steam exit gradually before accessing the appliance.

Only use utensils suitable for use in a microwave oven.

Do not obstruct hot air vents at the front of the oven.

If smoke is emitted switch off or unplug the appliance and keep the door closed in order to stifle any flames.

PERMITTED USE

This appliance is solely for domestic, not professional use. Do not use the appliance outdoors.

Do not store explosive or flammable substances such as aerosol cans and do not place or use gasoline or other flammable materials in or near the appliance: a fire may break out if the appliance is inadvertently switched on.

CAUTION: The appliance is not intended to be operated by means of an external timer or separate remote controlled system.

This appliance is intended to be used in household and similar applications such as :

- Staff kitchen areas in shops, offices and other working environments;
- Farm houses;
- By clients in hotels, motels and other residential environments;
- Bed and breakfast type environments.

No other use is permitted (e.g. heating rooms).

INSTALLATION

Installation and repairs must be carried out by a qualified technician, in compliance with the manufacturer's instructions and local safety regulations. Do not repair or replace any part of the appliance unless specifically stated in the user manual.

Children should not perform installation operations. Keep children away during installation. Keep the packaging materials (plastic bags, polystyrene parts, etc.) out of reach of children, during and after the installation.

The appliance must be handled and installed by two or more persons. Use protective gloves to unpack and install the appliance.

After unpacking the appliance, make sure that it has not been damaged during transport. In

the event of problems, contact the dealer or your nearest After-sales Service.

The appliance must be disconnected from the power supply before any installation operation.

During installation, make sure the appliance does not damage the power cable.

Only activate the appliance when the installation has been completed.

This appliance is intended to be used built-in. Do not use it freestanding.

Carry out all cabinet cutting works before fitting the appliance in the furniture and carefully remove all wood chips and sawdust.

After installation, the bottom of the appliance must no longer be accessible.

Do not obstruct the minimum gap between the worktop and the upper edge of the oven.

Only remove the oven from its polystyrene foam base at the time of installation.

After unpacking the appliance, make sure that the appliance door closes properly.

In the event of problems, contact the dealer or your nearest After-sales Service.

.....

ELECTRICAL WARNINGS

For installation to comply with current safety regulations, an omnipolar switch with minimum contact gap of 3mm is required and the appliance must be earthed.

If the fitted plug is not suitable for your socket outlet, contact a qualified technician.

The power cable must be long enough to connect the appliance, once fitted in its housing, to the main power supply. Do not pull the power supply cable.

If the power cable is damaged, replace with an identical one. The power cable must only be replaced by a qualified technician in compliance with the manufacturer instruction and current safety regulations. Contact an authorized service center.

For appliances with fitted plug, if the plug is not suitable for you socket outlet, contact a qualified technician.

Do not use extension leads, multiple sockets or adapters. Do not operate this appliance if it has a damaged mains cord or plug, if it is not working properly, or if it has been damaged or dropped. Keep the cord away from hot surfaces.

The electrical components must not be accessible to the user after installation.

Do not touch the appliance with any wet part of the body and do not operate it when barefoot. The rating plate is on the front edge of the oven (visible when the door is open).

In case of replacement of power cable, use only following type(s): H05 RR-F 3 x 1.5 mm2.

It must be possible to disconnect the appliance from the power supply by unplugging it if plug is accessible, or by an accessible multi-pole switch installed upstream of the socket in conformity with national electrical safety standards.

.....

CLEANING AND MAINTENANCE

Wear protective gloves for cleaning and maintenance.

The appliance must be disconnected from the power supply before any maintenance operation.

Never use steam cleaning equipment.

WARNING : It is hazardous for anyone other than a competent person to carry out any service or repair operation that involves the removal of a cover which give protection against exposure to microwave energy.

WARNING : Ensure that the appliance is switched off before replacing the lamp to avoid electric shock.


Failure to maintain the oven in a clean condition could lead to deterioration of the surface that could adversely affect the life of the appliance and possibly result in a hazardous situation.

The oven shall be cleaned regularly and any food deposits removed.

Ensure the appliance is cooled down before carrying out any cleaning or maintenance.

Do not use harsh abrasive cleaners or sharp metal scrapers to clean the door glass since they can scratch the surface, which may result in shattering of the glass.


DISPOSAL OF PACKAGING MATERIALS

The packaging material is 100% recyclable and is marked with the recycle symbol .

The various parts of the packaging must therefore be disposed of responsibly and in full compliance with local authority regulations governing waste disposal.

SCRAPPING OF HOUSEHOLD APPLIANCES

When scrapping the appliance, make it unusable by cutting off the power cable and removing the doors and shelves (if present) so that children cannot easily climb inside and become trapped.

This appliance is manufactured with recyclable  or reusable materials. Dispose of it in accordance with local waste disposal regulations.

For further information on the treatment, recovery and recycling of household electrical appliances, contact your competent local authority, the collection service for household waste or the store where you purchase the appliance.

This appliance is marked in compliance with European Directive 2012/19/EU, Waste Electrical and Electronic Equipment (WEEE).

By ensuring this product is disposed of correctly, you will help prevent potential negative consequences for the environment and human health, which could otherwise be caused by inappropriate waste handling of this product.

The symbol



on the product or on the accompanying documentation indicates that it should not be treated as domestic waste but must be taken to an appropriate collection center for the recycling of electrical and electronic equipment.

ENERGY SAVING TIPS

Only preheat the oven if specified in the cooking table or your recipe. Use dark lacquered or enamelled baking moduls as they absorb heat far better.

Switch the oven off 10/15 minutes before the set cooking time. Food requiring prolonged cooking will continue to cook even once the oven is switched off.

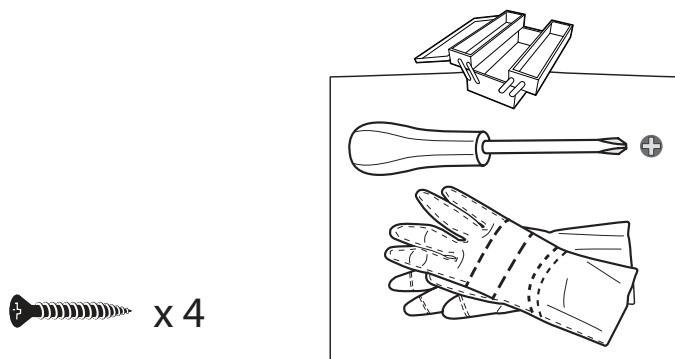
DECLARATION OF CONFORMITY

This appliance has been designed, constructed and distributed in compliance with the safety requirements of EC Directives: 2006/95/EC, 2004/108/EC, 93/68/EEC and 2011/65/EU (RoHS Directive).

This appliance, which is intended to come into contact with foodstuffs, complies with European Regulation n. 1935/2004/EC.

This appliance meets the Eco Design requirements of European Regulations

n. 65/2014, and n. 66/2014 in conformity to the European standard EN 60350-1.



x 4

