

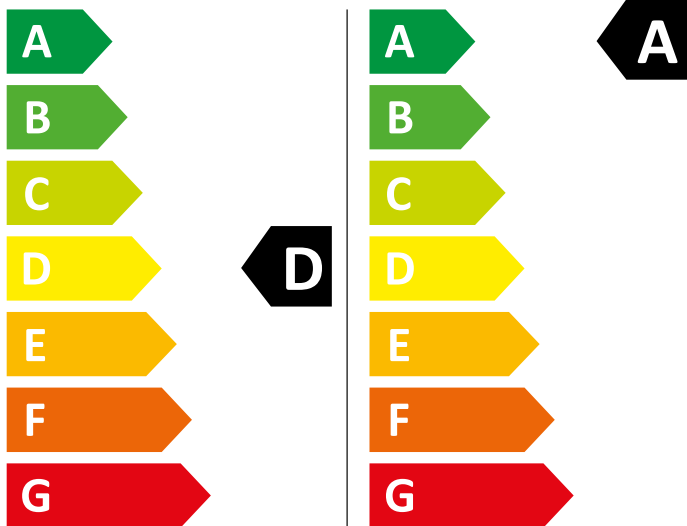


# ENERG



INDESIT

BDE 107436 WKV EE



342 kWh/100

51 kWh/100

7,0 kg



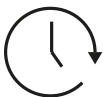
10,0 kg

66 L



52 L

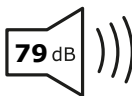
9:30



3:55



ABCDEF G



ABCD