




ENERG


енергия · ενεργεια



WHIRLPOOL

SPIW 312L

SEER




A⁺⁺

kW **3.4**

SEER **6.1**

kWh/annum **195**

SCOP



A⁺

kW **0** **2.8** **0**

SCOP **0** **4** **0**

kWh/annum **0** **980** **0**



56dB



62dB



ENERGIA · ЕНЕРГИЯ · ΕΝΕΡΓΕΙΑ · ENERGIJA · ENERGY · ENERGIE · ENERGI

626/2011