

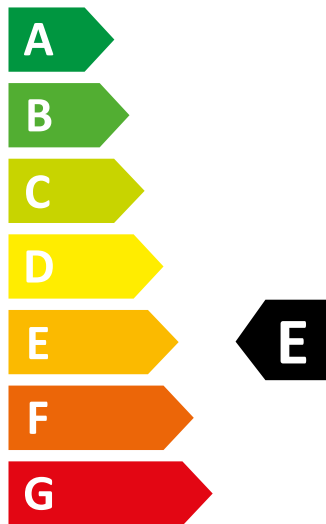



ENERG



INDESIT

EWDE 751251 W SPT N



370 kWh/100

84 kWh/100

5,0 kg



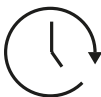
7,0 kg

66 L



46 L

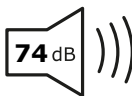
9:50



3:28



ABCDEF G



ABCD