



# ENERG

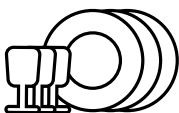


WHIRLPOOL

WFC 3C33 PF UK



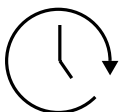
**85** kWh /  100



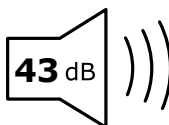
**14** x



**9,5** L



**3:10**



**ABCD**