




ENERG

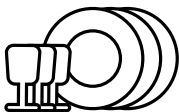


WHIRLPOOL


WFC 3C26 X (2)



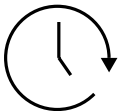
95 kWh / 



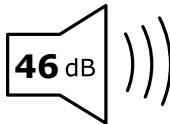
14 x



9,5 L



3:10



46 dB

ABC**D**