


## SAFETY INSTRUCTIONS


### IMPORTANT TO BE READ AND OBSERVED


Before using the appliance, read these safety instructions. Keep them nearby for future reference.


These instructions and the appliance itself provide important safety warnings, to be observed at all times. The manufacturer declines any liability for failure to observe these safety instructions, for inappropriate use of the appliance or incorrect setting of controls.


 Very young children (0-3 years) should be kept away from the appliance. Young children (3-8 years) should be kept away from the appliance unless continuously supervised. Children from 8 years old and above and persons with reduced physical, sensory or mental capabilities or lack of experience and knowledge can use this appliance only if they are supervised or have been given instructions on safe use and understand the hazards involved. Children must not play with the appliance. Cleaning and user maintenance must not be carried out by children without supervision. Children aged from 3 to 8 years are allowed to load and unload refrigerating appliances.


#### PERMITTED USE

 CAUTION: The appliance is not intended to be operated by means of an external switching device, such as a timer, or separate remote controlled system.

 This appliance is intended to be used in household and similar applications such as: staff kitchen areas in shops, offices and other working environments; farm houses; by clients in hotels, motels, bed & breakfast and other residential environments.

 This appliance is not for professional use. Do not use the appliance outdoors.

 The bulb used inside the appliance is specifically designed for domestic appliances and is not suitable for general room lighting within the home (EC Regulation 244/2009).


 The appliance is designed for operation in places where the ambient temperature comes within the following ranges, according to the climatic class given on the rating plate.

The appliance may not work properly if it is left for a long time at a temperature outside the specified range.

Climatic class ambient temperatures:


SN: From 10°C to 32°C ; N: From 16°C to 32°C


ST: From 16°C to 38°C ; T: From 16°C to 43°C


 This appliance does not contain CFCs. The refrigerant circuit contains R600a (HC).


Appliances with Isobutane (R600a): isobutane is a natural gas without environmental impact, but is flammable.


Therefore, make sure the refrigerant circuit pipes are not damaged, especially when emptying the refrigerant circuit.


 WARNING: Do not damage the appliance refrigerant circuit pipes.


 WARNING: Keep ventilation openings, in the appliance enclosure or in the built-in structure, clear of obstruction.


 WARNING: Do not use mechanical, electric or chemical means other than those recommended by the Manufacturer to speed up the defrost process.


 WARNING: Do not use or place electrical devices inside the appliance compartments if they are not of the type expressly authorised by the Manufacturer.


 WARNING: Ice makers and/or water dispensers not directly connected to the water supply must be filled with potable water only.

 WARNING: Automatic ice-makers and/or water dispensers must be connected to a water supply that delivers potable water only, with mains water pressure between 0,17 and 0,81 MPa (1,7 and 8,1 bar).


 Do not store explosive substances such as aerosol cans and do not place or use gasoline or other flammable materials in or near the appliance.


 Do not swallow the contents (non-toxic) of the ice packs (provided with some models). Do not eat ice cubes or ice lollies immediately after taking them out of the freezer since they may cause cold burns.


 For products designed to use an air filter inside an accessible fan cover, the filter must always be in position when the appliance is in function.


 Do not store glass containers with liquids in the freezer compartment since they may break. Do not obstruct the fan (if included) with food items.

After placing the food check that the freezer door closes properly.

 Damaged gaskets must be replaced as soon as possible.

 Use the freezer compartment only for storing frozen food, freezing fresh food and making ice cubes.

 Avoid storing unwrapped food in direct contact with internal surfaces of the freezer compartments.

 C-Pentane is used as blowing agent in the insulation foam and it is a flammable gas.

The most appropriate compartments of the appliance where specific types of food are to be stored, taking into account different temperature

distribution in different compartments in the appliance, are as follows:

4 star zone (\*\*\*\*) compartment is suitable for freezing foodstuffs from ambient temperature and for storing frozen food as the temperature is evenly distributed throughout the entire compartment. Purchased frozen food has the storage expiration date stated on the packaging. This date takes into account the type of food being stored and therefore this date should be respected. Fresh food should be stored for the following time periods: 1-3 months for cheese, shellfish, ice cream, ham/sausage, milk, fresh liquids; 4 months for steak or chops (beef, lamb, pork); 6 months for butter or margarine, poultry (chicken, turkey); 8-12 months for fruits (except citrus), roast meat (beef, pork, lamb), vegetables. Expiration dates on the packaging of foods in the 2-star zone must be respected.

To avoid food contamination, please observe the following:

- Opening the door for long periods can cause a significant increase of the temperature in the compartments of the appliance.

- Regularly clean surfaces that may come into contact with food and accessible drainage systems.

- Clean water tanks if they have not been used for 48 h; flush the water system connected to a water supply if water has not been drawn for 5 days.

- Store raw meat and fish in suitable containers in the refrigerator, so that it does not come into contact with or drip onto other food.

- Two-star frozen food compartments are suitable for storing pre-frozen food, storing or making ice cream and ice cubes.

- Do not freeze fresh food in one, two or three-star compartments.

- If the refrigerating appliance is left empty for long periods, switch off, defrost, clean, dry, and leave the door open to prevent mould developing inside the appliance.

#### **INSTALLATION**

- ⚠ The appliance must be handled and installed by two or more persons - risk of injury. Use protective gloves to unpack and install - risk of cuts.

- ⚠ Installation, including water supply (if any), electrical connections and repairs must be carried out by a qualified technician. Do not repair or replace any part of the appliance unless specifically stated in the user manual. Keep children away from the installation site. After unpacking the appliance, make sure that it has not been damaged during transport. In the event of problems, contact the dealer or your nearest After-sales Service. Once installed, packaging waste (plastic, styrofoam parts etc.) must be stored out of reach of children - risk of suffocation. The appliance must be

disconnected from the power supply before any installation operation - risk of electrical shock. During installation, make sure the appliance does not damage the power cable - risk of fire or electrical shock. Only activate the appliance when the installation has been completed.

- ⚠ Be careful not to damage the floors (e.g. parquet) when moving the appliance. Install the appliance on a floor or support strong enough to take its weight and in a place suitable for its size and use. Make sure the appliance is not near a heat source and that the four feet are stable and resting on the floor, adjusting them as required, and check that the appliance is perfectly level using a spirit level. Wait at least two hours before switching the appliance on, to ensure that the refrigerant circuit is fully efficient.

- ⚠ All dimensions and spacing needed for installation of the appliance are in the Installation Instruction booklet.

- ⚠ **WARNING:** When positioning the appliance, ensure the supply cord is not trapped or damaged.

- ⚠ **WARNING:** To avoid a hazard due to instability, positioning or fixing of the appliance must be done in accordance with the manufacturer instructions. It's forbidden to place the freezer in such way that the metal hose of gas stove, metal gas or water pipes, or electrical wires are in contact with the freezer back wall (condenser coil).

#### **ELECTRICAL WARNINGS**

- ⚠ It must be possible to disconnect the appliance from the power supply by unplugging it if plug is accessible, or by a multi-pole switch installed upstream of the socket in accordance with the wiring rules and the appliance must be earthed in conformity with national electrical safety standards.

- ⚠ Do not use extension leads, multiple sockets or adapters. The electrical components must not be accessible to the user after installation. Do not use the appliance when you are wet or barefoot. Do not operate this appliance if it has a damaged power cable or plug, if it is not working properly, or if it has been damaged or dropped.


- ⚠ If the supply cord is damaged, it must be replaced with an identical one by the manufacturer, its service agent or similarly qualified persons in order to avoid a hazard - risk of electrical shock.

- ⚠ **WARNING:** Do not locate multiple portable socket-outlets or portable power supplies at the rear of the appliance.


#### **CLEANING AND MAINTENANCE**

- ⚠ **WARNING:** Ensure that the appliance is switched off and disconnected from the power supply before performing any maintenance operation. To avoid risk of personal injury use protective gloves (risk of laceration) and safety shoes (risk of contusion); be sure to


handle by two persons (reduce load); never use steam cleaning equipment (risk of electric shock). Non-professional repairs not authorised by the manufacturer could result in a risk to health and safety, for which the manufacturer cannot be held liable. Any defect or damage caused from non-professional repairs or maintenance will not be covered by the guarantee, the terms of which are outlined in the document delivered with the unit.

 Do not use abrasive or harsh cleaners such as window sprays, scouring cleansers, flammable fluids, cleaning waxes, concentrated detergents, bleaches or cleansers containing petroleum products on plastic parts, interior and door liners or gaskets. Do not use paper towels, scouring pads, or other harsh cleaning tools.

### **DISPOSAL OF PACKAGING MATERIALS**

The packaging material is 100% recyclable and is marked with the recycle symbol . The various parts of the packaging must therefore be disposed of responsibly and in full compliance with local authority regulations governing waste disposal.

### **DISPOSAL OF HOUSEHOLD APPLIANCES**

This appliance is manufactured with recyclable or reusable materials. Dispose of it in accordance with local waste disposal regulations. For further information on the treatment, recovery and recycling of household electrical appliances, contact your local authority, the collection service for household waste or the store where you purchased the appliance. This appliance is marked in compliance with European Directive 2012/19/EU, Waste Electrical and Electronic Equipment (WEEE) and with the Waste Electrical and Electronic Equipment regulations 2013 (as amended). By ensuring this product is disposed of correctly, you will help prevent negative consequences for the environment and human health. The  symbol on the product or on the accompanying documentation indicates that it should not be treated as domestic waste but must be taken to an appropriate collection center for the recycling of electrical and electronic equipment.

### **ENERGY SAVING TIPS**

To guarantee adequate ventilation follow installation instructions. Insufficient ventilation at the back of the product increases energy consumption and decreases cooling efficiency.

Frequent door opening might cause an increase in energy consumption.

The internal temperature of the appliance and the energy consumption may be affected also by the ambient temperature, as well as location of the appliance. Temperature setting should take into consideration these factors. Reduce door opening to minimum.

You can increase storage capacity of frozen food by removing baskets and, if present, Stop Frost shelf.

Do not worry about noises coming from the compressor which are normal operation noises.

Keep the product away from heat sources.

Fast Freeze (if present) can be used for optimum appliance performance, 24 hours before placing fresh food in the freezer.

Please follow the instructions contained in the Quick Start Guide to activate/deactivate the function.

After placing fresh food in the freezer, 24 hours on Fast Freeze function is generally sufficient; After 50 hours the Fast Freeze function automatically deactivates.

Attention:

In order to save energy, when freezing small amounts of food, the fast freeze function can be deactivated after a few hours.

The user shall maintenance the refrigerating appliance in according to CLEANING AND MAINTENANCE chapter



The Gulf Conformity Marking on the product indicates the conformity with all the requirements of the Gulf Technical Regulation for Low Voltage Electrical Equipment and Appliances BD-142004-01.



400011532000