




# ENERG



WHIRLPOOL

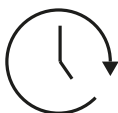
TDLR 65230SS SP/N



**66** kWh /  100



**6,5** kg



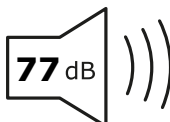
**3:20**



**44** L



A **B** C D E F G



A B **C** D