



# ENERG

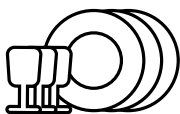


WHIRLPOOL


WFO 3041 PL X UK



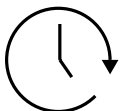
**75** kWh / 100



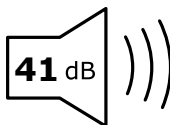
**14** x



**9,5** L



**3:10**



**ABCD**