




ENERG



INDESIT

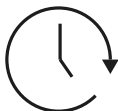
MTWE 71252 W EE



78 kWh / 



7,0 kg



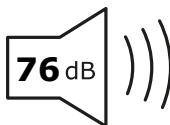
3:25



44 L



A **B** C D E F G



A **B** C D