




ENERG



WHIRLPOOL

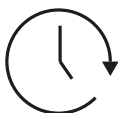
FFD 9489E BSV BE



40 kWh /  100



9,0 kg



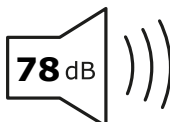
3:45



50 L



A **B** C D E F G



A B **C** D