




ENERG



INDESIT

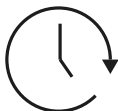
BWE 91485X WS SPT N



57 kWh /  100



9,0 kg



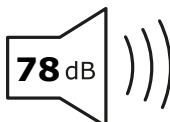
3:40



50 L



A**B**CDEFG



AB**C**D