


# AKT 360/IX

12NC: 859991015670

GTIN (EAN) code: 8003437819247

Whirlpool

SENSING THE DIFFERENCE



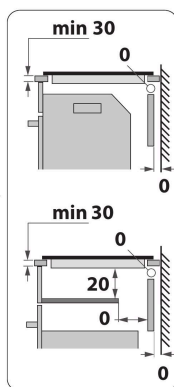
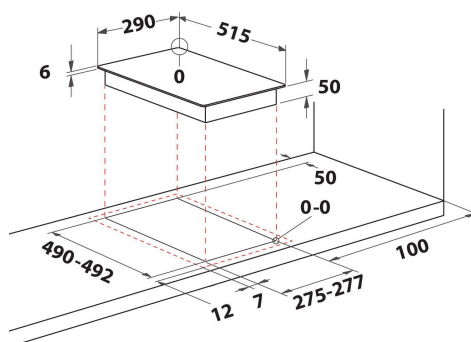
## Whirlpool hob: 2 electric rings - AKT 360/IX

This Whirlpool Hob features: 2 electric rings. Electric power supply.



### Front Controls

Complete control over your cooking. Easily accessible and genuinely intuitive, the controls are conveniently positioned on the front panel of your hob, providing a frictionless cooking experience.



- On/Off Switch
- Front controls
- 30 cm hob
- Mechanical control
- Black Glass Hob
- Power on indicator
- Supply cord included
- 2 electric plates
- 2 Cooking zones: 1 Rapid 1200 W, 1 Rapid 1700 W
- 2 sides bevelled
- Dimensions HxWxD: 52x288x510 mm
- Niche dimensions HxWxD: 52x275x490 mm
- Electrical Connection Rating: 2900 W
- Voltage: 220-240 V
- Middle front zone: 145 mm  $\varnothing$ , 1200 W
- Middle rear zone: 180 mm  $\varnothing$ , 1700 W

# AKT 360/IX

12NC: 859991015670

GTIN (EAN) code: 8003437819247

**Whirlpool**

SENSING THE DIFFERENCE

## MAIN FEATURES

Product group	Hob
Construction type	Built-in
Type of control	Mechanical
Type of control settings	-
Number of gas burners	0
Number of electric cooking zones	2
Number of electric plates	2
Number of radiant plates	0
Number of halogen plates	0
Number of induction plates	0
Number of electric warming zones	0
Location of control panel	Front
Basic surface material	Glass
Main colour of product	Black
Electrical connection rating (W)	2900
Gas connection rating (W)	0
Gas type	N/A
Current (A)	12,6
Voltage (V)	220-240
Frequency (Hz)	50/60
Length of Electrical Supply Cord (cm)	0
Plug type	No
Gas connection	N/A
Width of the product	288
Height of the product	52
Depth of the product	510
Minimum niche height	52
Minimum niche width	275
Niche depth	490
Net weight (kg)	5.6
Automatic programmes	No

## TECHNICAL FEATURES

Power on indicator	Yes
Number of indicators	0
Type of regulation	Step energy regulated
Type of lid	Without
Residual heat indicator	Without
Main on/off switch	Yes
Safety device	-
Timer	No

## PERFORMANCES

Energy input	Electric
--------------	----------